



**LA TROBE**  
College Australia

# Pre-Departure & Arrival Guide



# Welcome to La Trobe College Australia



Congratulations on choosing La Trobe College Australia! By choosing to study with us, you're choosing to give yourself the best start to a world-class degree from La Trobe University. By the time you finish your pathway program, you'll have all the skills you need to flourish in your future studies, as well as some to help in your life beyond university. Here's a taste of what you'll enjoy while studying with us.

## You're our #1 priority

From day one we'll make sure you have all the support you need to get the most out of your studies and time in Australia. We'll help you settle into life in Australia, make new friends, succeed in your studies, and prepare for life in university. You'll attend small classes in a personalized learning environment and have access to a dedicated team of support staff members. We're here to help you thrive.

## More than just classes

There's a lot more to experience at La Trobe than just going to class and working on assignments. There are a huge range of clubs, societies, sporting teams, and social events to make your university experience the best it can be. With such a diverse range of opportunities, you won't have to stray far to meet people who share your sporting, cultural, musical, academic, political, or literary interests.

## Victoria

The state of Victoria is a vibrant, multicultural destination offering stunning natural beauty, exciting cities with lively arts and cultural scenes and a world class student experience. Melbourne, the capital city of Victoria, has been named Australia's best student city<sup>1</sup> and is consistently ranked one of the world's most liveable cities.<sup>2</sup>

### Living in Melbourne

Safe and affordable with an unbeatable lifestyle, Melbourne is only a short drive from some of Australia's most beautiful natural locations and has a vibrant culture all its own. From street art and festivals to live music and craft goods, there's always something new to discover in Melbourne.

## New South Wales

Rich in natural beauty and featuring world-famous beaches and national parks, New South Wales is home to more than a third of all Australians. With an economy larger than Singapore, Malaysia or even Hong Kong, the state is home to around half of Australia's top 500 companies. The state capital Sydney is one of the world's most multicultural cities, with almost 40 per cent of the population born overseas.


### Living in Sydney

Sydney is the business and financial capital of Australia and an important hub in the Asia-Pacific region. It's also one of the world's top five safest cities<sup>3</sup> and provides one of the best environments to study, work and live.

1. QS World's Best Student Cities, 2022

2. Economist Global Liveability Ranking, 2010-2017

3. The Economist Intelligence Unit, 2021, Safe Cities Index 2021  
CRICOS Provider codes: La Trobe College Australia 03312D;  
La Trobe University 00115M









# Your offer and **acceptance**



## Understanding your **Letter of Offer**

This section includes explanations and definitions of terms to help you understand your Letter of Offer.

### Conditional offers

If you've received a conditional offer, please note that this is not a full offer. You must fulfil the condition(s) stated in your Letter of Offer before it can be changed to a full offer. Examples of conditions may be: certified documents, evidence of English test results, evidence of relevant work experience, translated transcripts and more. If you have any questions on clearing the outstanding items on your offer, you can contact your agent or our admissions team.

### English language conditions

If English language conditions apply to your offer, once you have met these conditions you need to send your results to our admissions team. Results that show you've met this condition need to be received before, or at the time, you accept your offer. If you are packaging your course with one of our ELICOS programs, this will be included in your offer letter.

## Accepting your **Letter of Offer**

Your Letter of Offer contains important information, including:

- course duration
- advice to arrive at least one week prior to Orientation day
- indicative annual tuition fees in Australian dollars
- any applicable scholarship information
- any conditions associated with your offer, such as English language capacity
- any information applicable to the course you have been offered.

You should also have been sent an Offer Acceptance Form and any applicable scholarship information. Please complete all sections carefully and return to your agent or the College. Please ensure you include:

- certified evidence of meeting any conditions specified in your Letter of Offer, where applicable
- proof or confirmation of payment

You may also be required to submit a completed and signed Applicant Financial Declaration Form to demonstrate that you have sufficient funds to cover the costs associated with your studies. Refer to the conditions on your Offer Acceptance Form carefully.

For more information, contact the admissions team:

**E:** [study@latrobe.melbourne.edu.au](mailto:study@latrobe.melbourne.edu.au)  
**T:** +61 3 9479 2417



## Deferring your Offer

You may only defer your offer if you are unable to commence your studies until a subsequent trimester. We may only grant you permission to defer in compassionate or compelling circumstances – that is, circumstances beyond your control that have an impact on your course progress or wellbeing.

Acceptable circumstances include:

- serious illness or injury (medical certificate required)
- bereavement of close family members such as parents or grandparents (documentation required)
- major political upheaval or natural disaster in your home country requiring emergency travel (evidence this has impacted your ability to study is required)
- a traumatic experience, including involvement in or witnessing of a serious accident (police or psychologist report required) or witnessing or being the victim of a serious crime that has impacted on you (police or psychologist report required)
- failure to meet one or more of the conditions on your Letter of Offer
- delay in the grant of your student visa (dated documentation required).

In such cases, on receiving documentary evidence, La Trobe College Australia will hold the fees paid until commencement without levying a penalty. However, please note that some scholarships may be affected by deferral. If you subsequently withdraw, the Refund Policy will apply as at the date La Trobe College Australia was advised in writing of the withdrawal.

### Who to Contact

For enquiries regarding any programs at our Melbourne Campus, please contact the admissions team:

**E:** [study@latrobemelbourne.edu.au](mailto:study@latrobemelbourne.edu.au)

**T:** +61 3 9479 2417

For enquiries regarding Foundation Studies and Diploma programs at our Sydney Campus:

**E:** [sydney-admission@latrobe.edu.au](mailto:sydney-admission@latrobe.edu.au)

**T:** +61 2 9397 7600



# Applying for a Student Visa



To study in Australia, you'll need an Australian student visa. This means you'll have to meet some key requirements.

Speak to your Education Agent or the nearest Australian Diplomatic Mission for information about student visas. Student visas can take 1 to 12 weeks to be issued. For details of current student visa conditions, visit the Australian Department of Home Affairs (DHA) website:

[homeaffairs.gov.au](http://homeaffairs.gov.au)

If you cannot start your course on time, please contact La Trobe College Australia and ask to delay your start date.

## How to Apply

You should start the process of applying for your visa as soon as you receive your Letter of Offer. On receipt of payment, an (electronic) Confirmation of Enrolment (eCOE) will be sent. You will need this to complete an online application for a student visa. Ask the Australian Embassy or Consulate, or your agent, what kind of visa you should apply for. You will most likely need to apply for the Student Visa (Subclass 500).

This visa allows you to:

- Study a registered full-time course in Australia
- Bring eligible family members
- Stay in Australia 1 to 2 months after your studies are complete
- Work 40 hours per fortnight during semester and full-time during university holidays

## Important documents required for your application:

- A copy of your Offer Letter
- A copy of your eCoE
- Evidence that you have paid OSHC
- Passport
- Passport photos
- Medical Clearance

After you have completed your application, you may also be required to attend an interview, provide further information, biometric information, or police certificates.

## Conditions of your student visa

There are several conditions you must fulfill as part of your student visa. These include, but are not limited to:

- Attending at least 80% of the course and make satisfactory academic progress. Students who do not attend or progress satisfactorily may be reported to DHA
- Providing your Australian address, phone and email address to La Trobe College Australia as soon as possible. If you change these at any time, you must inform the College immediately
- Having enough money to pay for tuition and living expenses for you, your husband/wife and any dependent children who come with you.

## Students under the age of 18

Students at La Trobe College Australia who are under 18 years of age, on a student visa coming to Australia without a parent, must have an approved carer until they turn 18.

Parents must use the **Nomination of Carer and Accommodation form**, to choose from the following two options:

- nominate a suitable guardian who resides in Australia (via the 'Nomination of a Student Guardian' form, at the Department of Home Affairs (DHA) office in your home country), OR
- appoint La Trobe College Australia as the nominated carer.

Please note that:

- With either option the student is required to pay a carer fee.
- Students who have La Trobe College Australia as nominated Carer must also stay in a La Trobe College Australia approved Homestay Network.
- These arrangements must be made before a Confirmation of Enrolment can be issued.

ALL students under 18 years of age, on a student visa, studying at La Trobe College Australia will be given special supervision and monitoring by the La Trobe College Australia Student Counsellor, and incur the following costs (until they turn 18):

Students who have nominated La Trobe College Australia as Carer, must also pay:

- For accommodation placement fee and weekly costs please refer to Australian Homestay website: [homestaynetwork.org](http://homestaynetwork.org)

Please note: students will be required make 4 weeks of accommodation payments plus accommodation placement fees to Australian Homestay Network prior to arrival in Australia.

- Airport pickup: \$120 one way and \$160 return to La Trobe College Australia in Melbourne.

The above fees must be paid in full to Australian Homestay Network when the student accepts the homestay offer. These fees are in addition to tuition and Overseas Student Health Cover fees.



## Overseas Student Health Cover (OSHC)

On a student visa, the Australian Government requires you to hold Overseas Student Health Cover throughout your student visa. OSHC will pay for medical and hospital care, for some prescription drugs and emergency ambulance transport.

It does not cover any illness or disability you had before you came to Australia and it does not cover dental, optical or other ancillary services. We suggest you make these appointments in your home country before you arrive. You can then bring these prescriptions with you to Australia. It is also a good idea to see your regular doctor and make sure your health, medications and vaccinations are up to date before arriving in Australia.

Allianz Global Assistance is the OSHC provider for La Trobe Melbourne:

[oshcallianzassistance.com.au](https://oshcallianzassistance.com.au)

If you already have OSHC, please provide documentation to La Trobe College Australia.

## Student visa work rights

As an international student, you are able to work up to 40 hours per fortnight and unlimited hours during semester breaks – but you won't be able to work until after your course has commenced.

Be aware that your visa requires you to be a full-time student (studying at least 3 units per trimester) and complete your course within the duration specified in your electronic Confirmation of Enrolment (eCoE). If you have dependent family members included on your student visa, they are also eligible to work.

Make sure you are aware of all the working conditions for international students on the Australian Government's Department of Home Affairs website:

[immi.homeaffairs.gov.au](https://immi.homeaffairs.gov.au)

## Rights and responsibilities

consumer protection for international students on a student visa, aims to enhance the quality of the student experience and protects the student visa program.

Find out more about your rights and responsibilities as an international student under the ESOS Act: [isana.org.au/esosforstudents](https://isana.org.au/esosforstudents)



# Accommodation



To give yourself the most options, you should arrange accommodation as soon as you know which campus you'll be studying at. Options will depend on your campus location, budget, and preference.

## Organise your accommodation with our Accommodation Officer

Before you arrive in Australia, speak to our Accommodation Officer for help with organising your living arrangements. There are a range of accommodation options available to suit your preference and budget. These include homestays, on-campus apartments, and residential colleges (Melbourne only), and off-campus accommodation, such as a rented apartment or sharehouse.

## Getting settled in Australia

### Homestay

Experience the 'real' Australia and practise your language skills in a homestay setting. Host families are hand-picked with care and can offer you a personalised experience with additional support while you settle into life in Australia.

These placements are organised and monitored by The Australian Homestay Network (AHN), Australia's largest homestay provider. Their experienced team manages homestay placements across Australia through their website and communication system.

Homestay involves a minimum stay of four weeks, and accommodation includes breakfast and dinner daily, plus lunch on the weekend, and utilities including water, electricity, and gas. It does not include telephone, internet, or transport.

Learn more: [homestaynetwork.org/latrobe-melb-homestay](http://homestaynetwork.org/latrobe-melb-homestay)

### North and South Apartments (Melbourne only)

These brand-new student apartments offer a variety of accommodation options to cater to your needs. The building is nestled amongst landscaped spaces in the inner campus precinct of La Trobe's Melbourne Campus. There are single studio apartments, as well as four-, five-, or six-bedroom shared apartments.

### On-campus residential colleges (Melbourne only)

The three residential Colleges: Glenn, Chisholm and Menzies, are located in the heart of the Melbourne Campus. They provide single furnished study-bedrooms, a shared kitchen, bathroom and laundry facilities, and communal recreational and study areas. All utilities, including water, electricity, and internet, are included in the residential fees.

These Colleges are popular with undergraduate students, as they run regular social, sporting, and cultural events and provide academic and emotional support. Glenn College has options for catered (breakfast and dinner) accommodation and self-catered accommodation with shared kitchens, while Chisholm and Menzies colleges are self-catered with shared kitchens.

## Off-campus accommodation

If you haven't lived independently before, if you haven't studied at university, or if you're from a country where the academic culture is very different to that in Australia, we strongly recommend that you consider living on campus or with a host family. These options enable you to live in a supportive environment while you make the transition to studying and living in Australia.

### Student apartments

There are multiple housing providers catering exclusively to university students around Australia. They offer a variety of different apartment types with dedicated support staff and common areas to interact with other students. Some also employ residents to offer support to other students, run events, and help build a sense of community.

These apartments are located close to the city centre, and all will have easy access to public transport.

Learn more:

[iglu.com.au](http://iglu.com.au)

[unilodge.com.au](http://unilodge.com.au)

[urbanest.com.au](http://urbanest.com.au)


### Renting

The private rental market is competitive and real estate agents or landlords often receive multiple applications for the one property. If you plan to rent privately, we recommend you arrive at least two weeks before your check-in and Orientation date. This will give you time to conduct your own research and make an informed decision on suitable accommodation. Make sure you bring referee reports and documentation of any rental history with you.

Learn more:

[realestate.com.au](http://realestate.com.au)

[domain.com.au](http://domain.com.au)









# Living Costs



Living costs are a crucial factor of your planning process, and they'll be determined by your lifestyle.

You need to consider a range of costs in addition to your tuition fees, including (but not limited to) accommodation fees, food, telephone and internet, travel, and discretionary spending expenses.

As prices change every year, we recommend you check the links throughout this section to find out the estimated prices associated with your studies and living expenses, so that you can prepare in advance.

## General living expenses

As part of your visa requirement, you need to have enough money to support yourself during your time in Australia. The Australian Government estimates that you will need at least A\$20 290 to cover your living expenses, excluding your tuition fees. This cost would normally cover:

- Accommodation
- Transport
- Entertainment
- Food
- Clothing
- Textbooks

This figure does not cover airfares or additional costs associated with an expensive lifestyle and is an estimate only. If you're bringing family with you, you need to allocate extra funds per year for each family member you bring.

These additional resources can also help you plan and prepare your budget for your life in Australia:

- La Trobe University guide to living costs: [latrobe.edu.au/study/life/living/costs](http://latrobe.edu.au/study/life/living/costs)
- Australian Government guide to living costs: [studyinaustralia.gov.au/english/live-in-australia/living-costs](http://studyinaustralia.gov.au/english/live-in-australia/living-costs)

If you're studying at our Sydney Campus, be aware that accommodation costs will likely be higher the closer you get to the central business district.

## Managing your money

Australia's unit of currency is the Australian dollar (A\$), which is divided into 100 cents. Coins have values of 5, 10, 20 and 50 cents, and A\$1 and A\$2; notes have values of A\$5, A\$10, A\$20, A\$50 and A\$100.

You must declare amounts of A\$10 000 or more in foreign or Australian currency that you bring into Australia.

### Renting

You will need a bank account in Australia to keep all your money safe, to be able to pay bills and to get paid if you decide to work while you are here. Here's how to open a bank account:

1. Visit your nearest bank within 6 weeks of arriving in Australia.

Australia's biggest banks include:

- Commonwealth Bank (CBA)
- Westpac (WBC)
- Australia and New Zealand Banking Group (ANZ)
- National Australia Bank (NAB)

2. Present your passport to the bank staff and let them know you'd like to open a bank account.


3. Complete the relevant paperwork given to you by the bank staff.

You may still open an account more than 6 weeks after your arrival, however after this time you may be required to take additional identification into a bank branch, such as your student card, Confirmation of Enrolment, credit card, or lease agreement, and other forms of identification with your name on it. Opening your account early will help simplify the process.

### Debit cards and ATMs

When you open your bank account you will be issued with a Debit Card (bank card). This will allow you to purchase items with the card in-store or online using your own money. You will also be able to withdraw cash at an Automated Teller Machine (ATM) with this card.

We recommend that you use your bank's ATMs when withdrawing cash, as other banks will charge you a fee of up to \$2.50. However, some banks do partner together to offer their customers more convenient and free cash withdrawals.



## Heads up!

We recommend arriving with a small amount of Australian dollars in cash to get you through your first few days in Australia. This way you'll be covered if you arrive on a weekend or public holiday when banks are closed.



## Understand the different ways to pay

In Australia, there are several ways in which you can pay your bills and for in-store items. Below, we explain the differences between each one.

### BPAY

BPAY is an electronic bill payment system in Australia that enables payments to be made (through a financial institution's online, mobile or telephone banking facility) to organisations that are registered BPAY billers.

### EFTPOS

EFTPOS stands for Electronic Funds Transfer at Point of Sale. It is an electronic payment system involving electronic funds transfers when you use your bank card - such as debit or credit cards - to pay when you buy something at a store.

### Direct Debit

Direct debits are generally used for recurring payments, such as rent and utility bills, or your mobile phone bill. You can set this up through your online banking, and it allows you to directly transfer money to pay a bill.

### Credit Card

If you plan on having a credit card, you should speak to your bank to determine which card suits your needs. If you are using a credit card from your home country you may be charged an international transaction fee, so you should contact your home country bank to confirm all the possible charges before you use it in Australia.

## Voltage and Electricity

Domestic electricity in Australia is 230V/50Hz, utilizing three-pin Type I sockets. You will likely need to purchase an adaptor plug for any electrical devices you wish to bring (such as a laptop), and these adaptors can easily be obtained from an electrical appliance store, travel goods store, or even supermarkets here in Australia.

Make sure that any electronics you bring can handle the electricity here. You can usually find out if they will by reading the fine print on the device or its charger - look for a label reading '(AC) Input: 100-240V 50/60Hz'. Devices designed for 100-130V only will require a step-down transformer to function properly in Australia. Using them without one will likely damage the device.

## Internet access

High-speed internet access is available for all students at both of our campuses, and most on-campus accommodation will already have arrangements in place to provide it for you - however, these may incur a charge. Some off-campus accommodation options may also have this included in their fees, so you should check with your accommodation provider.

## Mobile phones and laptops

If you plan on bringing your mobile phone with you to Australia, check that your mobile phone is compatible (supports GSM) and isn't blocked for international use or locked to the phone network you use in your home country. Students sometimes bring their own laptops with internal modems only to discover they are unable to use their modem in Australia.

Some phone companies will not supply services to people who are temporary residents in Australia, but you can always use a pre-paid phone system. This also ensures that you will avoid an unexpectedly high mobile phone bill. Make sure you read all the clauses and terms and conditions before signing a phone contract. Pre-paid mobile phone cards may be purchased at a number of retail outlets.



# Arrival in Australia



## Arriving at the airport

Follow these steps for a smooth run through customs and airport security

### 1. Complete your Incoming Passenger Card

All passengers arriving in Australia must complete an Incoming Passenger Card. This should be given to you on the plane before landing. It is vital that you answer all questions on this card truthfully. You can find a copy of this card on the Australian Border Force website.

Learn more: [abf.gov.au/entering-and-leaving-australia/crossing-the-border/at-the-border/incoming-passenger-card-\(ipc\)](http://abf.gov.au/entering-and-leaving-australia/crossing-the-border/at-the-border/incoming-passenger-card-(ipc))

### 2. Go to immigration

Simply follow the signs to Baggage Claim. These will lead you to the immigration desk where you will need to show your:

- Passport
- Visa
- Incoming Passenger Card

### 3. Collect your bags from the baggage claim

If for some reason your bags are not there, you can approach the lost baggage desk and they will be able to help you locate them.

### 4. Proceed to customs

Here, customs officials will check your baggage and your Incoming Passenger Card. Make sure you have noted any restricted or prohibited items.

### 5. Restricted/prohibited items

There are items that you cannot bring into Australia, including fresh food, animal products, and plant material. For a full list, see the Australian Border Force website.

Learn more: [abf.gov.au/entering-and-leaving-australia/can-you-bring-it-in](http://abf.gov.au/entering-and-leaving-australia/can-you-bring-it-in)

### 6. Declare or dispose

If you have a prohibited item and do not declare it, you will be charged a minimum AUD\$220

fine. If you declare the item, it will be inspected and you may be allowed to bring it with you into Australia. Items may need to be treated, at your cost, before being returned to you.

## Airport pick-up

If you arrive at Melbourne (Tullamarine) Airport, you can book an airport pick-up service to get you to your accommodation.

To book this service, visit our website and complete the Airport Pickup Request Form. You must submit this form at least 1 week before your arrival and keep a copy for your reference. We will send you a confirmation email when your pick-up is booked.

When you arrive at Melbourne Airport:

- **STEP 1:** After Customs, go through the sliding door and turn right.
- **STEP 2:** Walk to the Group Tours desk and turn right.
- **STEP 3:** Look for the red and white sign, "Meeting Point".
- **STEP 4:** Look for the La Trobe Melbourne representative, holding a sign "TOGOTO AUSTRALIA. OVERSEAS STUDENTS".

Togoto Australia is the official airport reception provider for La Trobe College Australia.

If you encounter any difficulties, go to the Travellers' Information Desk and ask for help, or contact:

**T: +61 409 503 545**

### Changing your booking

If you have arranged for airport reception at Melbourne (Tullamarine) Airport and there are changes in your arrival details less than 24 hours before your scheduled arrival, you should inform the reception company Togoto of these changes immediately.

Contact Togoto staff directly on:

**T: +61 409 503 545**





### Alternative transport to Melbourne Campus

If you haven't booked a pick-up service or don't wish to use the airport reception service, you can reach our Melbourne Campus from the airport by:

- taxi prices will vary depending on your travel time and distance. To calculate how much a trip will cost, visit: [cpv.vic.gov.au/passengers/taxi-fares](http://cpv.vic.gov.au/passengers/taxi-fares)
- a shuttle service such as the SkyBus from the airport to Southern Cross Railway Station: [skybus.com.au](http://skybus.com.au)

### Travel to our Sydney Campus

After clearing customs at Sydney International Airport, make your way to Arrivals Hall A where friendly student volunteers at the NSW International Student Airport Welcome Desk will assist you in finding transport to your accommodation. Visit: [study.sydney/programs/welcome-desk](http://study.sydney/programs/welcome-desk)

### What now?

Contact home! Your family and friends will want to know you've arrived safely. It's very important to make contact with someone from home as soon as possible after your arrival.

#### International phone calls

International calls can be made direct from all phones in Australia, including public payphones. Simply dial the international access code (0011), your country code, the area code for your city (remember not to dial the first zero) and your family's phone number.

If you are unsure of your home country's code or need further information, contact:

**T: 13 22 00**

[countrycode.org](http://countrycode.org)

Melbourne Airport has free WiFi, so once you get to the airport you may want to call your family using the free WiFi.



# Pre-departure and arrival checklist



You're almost ready to start your adventure in Australia – here's what you need to take care of before you leave home.

## 1. Clear your conditions of enrolment

If there are outstanding items on your offer, it is important that you provide the relevant documentation as soon as possible. If you have any questions, you can contact your agent or the admissions team.

**E: [study@latrobemelbourne.edu.au](mailto:study@latrobemelbourne.edu.au)**

**T: +61 3 9479 2417**

## 2. Arrange Overseas Student Health Cover (OSHC)

On a student visa, the Australian Government requires you to hold Overseas Student Health Cover (OSHC) for the duration of your student visa. This will pay for medical and hospital care, some prescription drugs and emergency ambulance transport. It does not cover any illness or disability you had prior to arriving in Australia.

Find out more:  
[oshcallianzassistance.com.au](http://oshcallianzassistance.com.au)

## 3. Arrange a medical, vision and dental check up

OSHC does not cover optical or dental appointments. We suggest you make these appointments in your home country before you arrive. You can then bring these prescriptions with you to Australia. It is also a good idea to see your regular doctor and make sure your health, medications and vaccinations are up to date before arriving in Australia.

## 4. Organise your student visa

It is important you apply for your student visa immediately, as the processing times can vary from country to country. Check out the Australian Department of Immigration and Border Protection website for more details. If you are using an agent, talk to them about helping you apply for your visa.

Learn more about your student visa here:  
[border.gov.au/Trav/Stud](http://border.gov.au/Trav/Stud)

## 5. Book flights and airport pickup

The beginning of semester means that flights fill fast! Make sure you book your flights as soon as possible. Once you have done this, you can book your airport pickup.

Start booking your airport pick-up here:  
[latrobcollegeaustralia.edu.au/international-students](http://latrobcollegeaustralia.edu.au/international-students)

## 6. Review Australia's immigration policies

Australia has a strict immigration process, which means some items are not allowed into the country. Read about what you can and can't bring to Australia:  
[abf.gov.au/entering-and-leaving-australia/can-you-bring-it-in](http://abf.gov.au/entering-and-leaving-australia/can-you-bring-it-in)

## 7. Book accommodation

Melbourne offers some great accommodation for students. Review page 5-6 or visit our website to learn more. The last thing you want is to arrive without a place to stay!

## 8. Connect with us on social media

See what is happening at La Trobe College Australia before you arrive. Follow us on Facebook, Instagram, LinkedIn and YouTube!

**[facebook.com/latrobcollegeaus](https://facebook.com/latrobcollegeaus)**

**[Instagram.com/latrobcollegeaus](https://Instagram.com/latrobcollegeaus)**

## 9. Do some research

It is always good to know about the country you are moving to. If you're looking for additional information to supplement this guide, check out our website or additional La Trobe University resources.

## 10. Pack your bags

The last thing you want is to realize you forgot something right as you take off – take a look at the next section for a checklist of things to bring.

*We know that moving overseas is a big change, whatever the reason, and through all the excitement and stress, we're here to help you.*

*You've decided to put yourself in the best position for a degree at a world-class university, and you can sleep soundly knowing that you are not alone on your journey. On campus, you'll make friends with people from all over the world, and our friendly staff have lots of experience providing support to students just like you.*

*Exploring another country and getting to know another way of life is a fantastic opportunity to widen your horizons, and we can't wait to welcome you here. Congratulations on your choice to study at La Trobe College Australia – your journey is just beginning!*





## Packing for your adventure

Australia is a long way from home, so you can't just run back if you've forgotten something. To make sure you have everything you'll need, follow our list of what you should pack and prepare ahead of your arrival.

### Don't forget to bring these:

- ✓ \$500 in Australian Currency
- ✓ \$2,500 on a travel card
- ✓ International prepaid sim card
- ✓ Adaptors for electrical appliances. Australia's electrical systems are 230V/50Hz.
- ✓ Shorts/Skirts
- ✓ T-shirts/Singlets
- ✓ Dresses
- ✓ Sweater/jumper
- ✓ Umbrella
- ✓ Comfortable shoes
- ✓ Thongs (flip flops)
- ✓ Swimwear
- ✓ Sunscreen
- ✓ Sunglasses
- ✓ Hat
- ✓ Warm jacket
- ✓ Long trousers/jeans
- ✓ Long sleeve shirts
- ✓ Scarf
- ✓ Hat
- ✓ Moisturiser/lotion
- ✓ Laptop and charger
- ✓ Headphones
- ✓ Hair appliances
- ✓ Basic Toiletries (toothbrush, toothpaste, hair styling products, make up)
- ✓ Spare glasses and contact lenses
- ✓ Towel
- ✓ Bedding
- ✓ Personal items such as jewellery, family gifts, books etc.
- ✓ Confirmation of Enrolment (COE or eCOE)
- ✓ 2-4 passport sized photographs of you
- ✓ ID cards
- ✓ Medical Certificates, History or Reports
- ✓ Medical, Optical or Dental prescriptions
- ✓ Contact numbers and addresses of family and friends
- ✓ Pictures of family and friends
- ✓ Receipts of any important payments (insurance, flights, laptops, fees)

Remember: don't stress if you forget anything, you can always buy it here!

### Important documents

You'll need to keep these on hand for your arrival – don't lose them!

- ✓ Airline Tickets
- ✓ Passport
- ✓ Student Visa documents
- ✓ OSHC documents
- ✓ Travel Insurance documents
- ✓ Certified copies of all relevant academic transcripts

**Please note:** Make sure you have copies of all documents and keep them in a separate place for safety. Keeping electronic copies on your phone or laptop can also be a good idea. Additionally, make sure you have English versions of all documents.

Remember that if your family are coming with you, you'll also need to have their documents on hand.



# Open Day

## Melbourne

Watch our website  
for updates at:

[latrobecollegeaustralia.edu.au](http://latrobecollegeaustralia.edu.au)

or

[latrobe.edu.au/openday](http://latrobe.edu.au/openday)

### Want to know more? Get in touch



**Phone enquiries**  
+61 3 9479 2417



**Online chat**  
[latrobecollegeaustralia.edu.au/ambassadors](http://latrobecollegeaustralia.edu.au/ambassadors)



**Ask us a question**  
[latrobecollegeaustralia.edu.au/ask-a-question](http://latrobecollegeaustralia.edu.au/ask-a-question)



**Visit us**  
Level 3 Reception,  
Sylvia Walton Building  
La Trobe University,  
Bundoora

### Stay connected



**Facebook**  
[facebook.com/latrobecollegeaus](https://facebook.com/latrobecollegeaus)



**Instagram**  
[instagram.com/latrobecollegeaus](https://instagram.com/latrobecollegeaus)

La Trobe College Australia acknowledges that our campuses are located on the lands of many Traditional Custodians in Victoria and New South Wales. We recognise their ongoing connection to the land and value their unique contribution to the College and wider Australian society.

La Trobe College Australia is committed to providing opportunities for Aboriginal and Torres Strait Islander people, both as individuals and communities, through teaching and learning, and access to our programs. LTCA220120-1243 0222

[latrobecollegeaustralia.edu.au](http://latrobecollegeaustralia.edu.au)